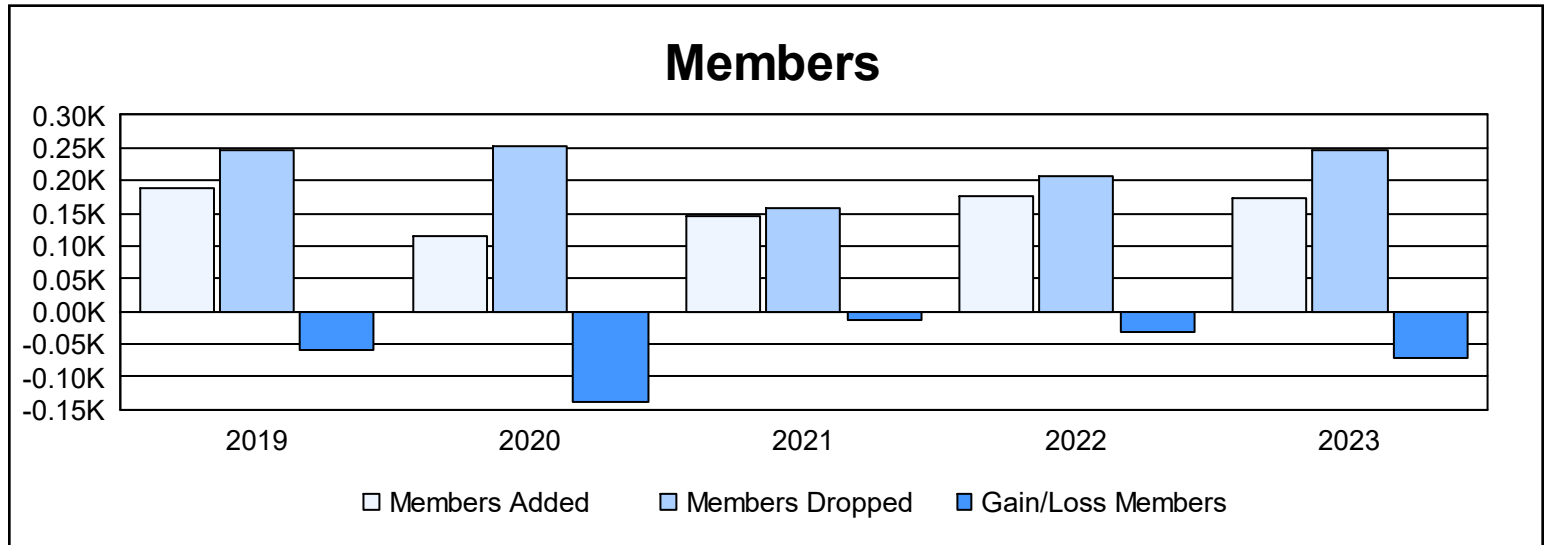
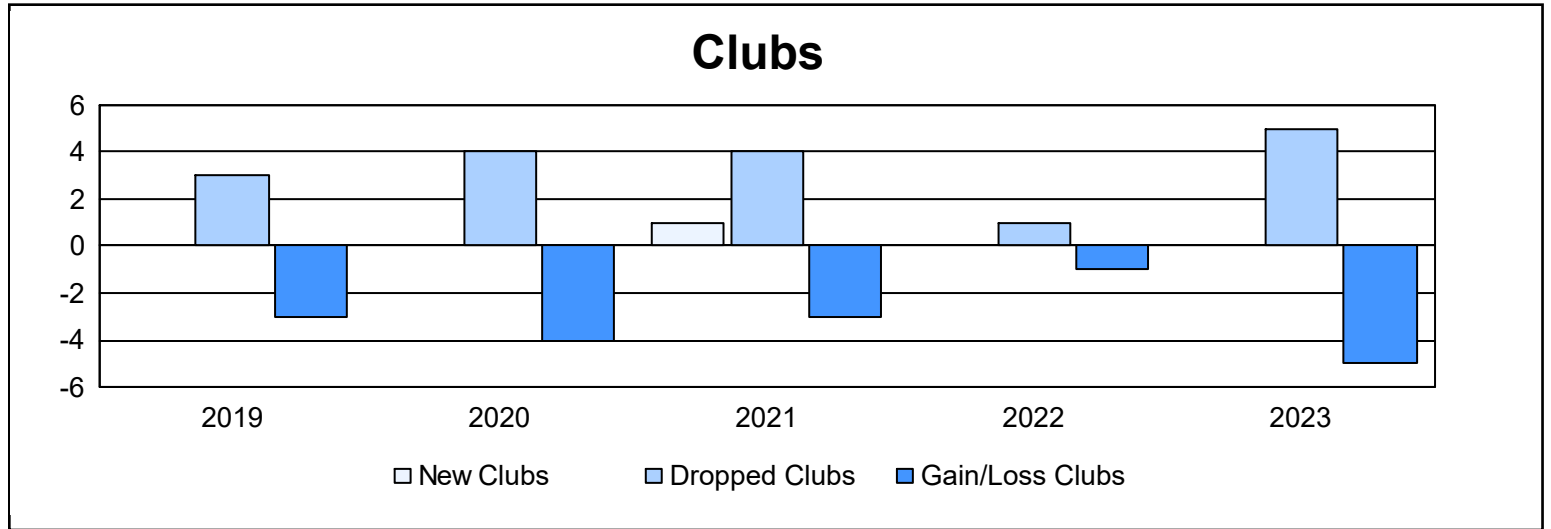
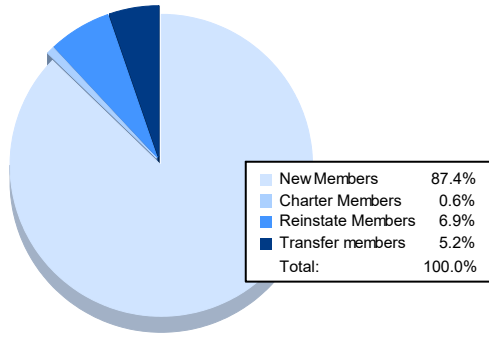


| Year | New Clubs | Dropped Clubs | Gain/ Loss Clubs | New Members | Charter Members | Reinstate Members | Transfer Members | Total Member Added | Total Members Dropped | Gain/ Loss Members |
|----------------|-----------|---------------|------------------|-------------|-----------------|-------------------|------------------|--------------------|-----------------------|--------------------|
| 2018-2019 | 0 | 3 | -3 | 142 | 6 | 19 | 20 | 187 | 245 | -58 |
| 2019-2020 | 0 | 4 | -4 | 81 | 4 | 17 | 14 | 116 | 253 | -137 |
| 2020-2021 | 1 | 4 | -3 | 70 | 28 | 35 | 12 | 145 | 157 | -12 |
| 2021-2022 | 0 | 1 | -1 | 132 | 4 | 36 | 4 | 176 | 206 | -30 |
| 2022-2023 | 0 | 5 | -5 | 152 | 1 | 12 | 9 | 174 | 246 | -72 |
| Average | 0 | 3 | -3 | 115 | 9 | 24 | 12 | 160 | 221 | -62 |



Membership Composition June 2023 Cumulative



Gender Composition June 2023 Cumulative

